

WRITING THIS WAY

3



Conceived by:
Shahnawaz Khan
M.A., B.Ed., NETS

Edited by:
Rajesh Kumar Gupta
M.Com., LL.B.



The Signature Publishers

Publishers of Innovative Educational Books

LGF-56, Ansal Fortune Arcade, Sec-18, Noida

E-mail # thesignaturepublisher@gmail.com

Customer Care # 07500200076

Author's Note

Learning how to write is one of the most significant aspects of development in the communicative ability of children. In order to achieve this, the activity should be exciting and enjoyable by which children can achieve success. The series *Writing This Way* helps the child through various stages of handwriting development effortlessly by the time he/she can write with fluency and ease.

Learning to write the alphabet strengthens letter recognition. It also empowers young children to write, which stimulates their interest and skill in reading. Even more important, it promotes the skill to quickly and effortlessly recognize or reproduce the letters in words, leaving the mind free to concentrate on the meaning. Viewed from the angle of reading development, teaching children to write the alphabet is an essential and time-tested way to promote literacy. Some salient features of the worksheets in the books can be summed up as follows:

- ◆ **Multi-sensory activities for eye-hand co-ordination, fine motor development, etc.**
- ◆ **Notes to teachers regarding the use of the books and teaching handwriting**
- ◆ **Tracing of letters and formation of letters**
- ◆ **Distinguishing between similar letters**
- ◆ **Recognizing and rewriting letters which represent basic sound**
- ◆ **Building up a sight-word vocabulary**
- ◆ **Introducing alliterative words**
- ◆ **Poems introducing common rhyming words and rhythm**
- ◆ **Practice writing letters, words, phrases and sentences**
- ◆ **Exercises based on frequently used words like days of the week, months of the year, seasons, etc.**

Let's hope that this series helps every child develop a handwriting pattern with success and ease.

For the Teacher/Parent

The letters of the cursive alphabet are taught according to their shapes, formation and how they join with the other letters. The approach is to teach and practise letters with similar strokes and shapes together. These descriptions, along with words like 'clockwise' and 'anticlockwise', can be used to help the children write the letters. The following groups have been formed and their points of similarity are as follows :

The Ovals: The letters a, c, d, g, q and o are known as the ovals. These are made by starting at the black line and going over the top and back again to form an oval. Their exit strokes are not similar and are taught separately. For example, we include o with the top joins due to its exit strokes.

The Top Joins: The letters o, v and w are all top joins as their exit stroke is from the top. The letters following the top joins have to start at the dotted line because of this uniqueness.

Looped Swingers: The letters g, j, q, y and z are swingers because they have tails. These tails are looped back to the baseline to join with the letters that follow.

Looped Climbers: k, l, h, b and f, all begin by climbing up to the top line and then looping down to the baseline before moving further. They are, therefore, known as the climbers.


'Tick' Exit Stroke: i, u, m, n, a, d, e, c, all share a common exit stroke. The swing of the writing tool while forming the stroke is similar to a 'tick'.

The Cross Joins: t is a cross join letter. It is joined to the following letters usually from the base line but some people also join them from their cross bars.

The Loners: x, r, s, f and p have a formation and shape that is very unique to them. Some of these shapes are a little complicated, so these letters are learnt after sufficient practice with other letters.

Maze Craze

Draw the correct way to help the children reach their favourite ride in the amusement park— Wonderland.



letter Pattern

Trace and continue the letter patterns without lifting your pencil.

eeeeeee

lllllll

oooooooo

uuuuuuu

ccccccc

sssssss

eloeloelo

ucsucsucs

This is Me

Paste a latest snap of yourself. Also, paste a snap of yourself when you were two years old.



Trace and fill in the details.

Name

Address

Class

School



look at the *snaps* on the previous page. Write any six changes that you can find in yourself from the time when you were two years old!

I have grown much taller.

Handwriting practice lines consisting of a solid top line, a dashed middle line, and a solid bottom line. There are 10 sets of these lines available for writing.

My Body

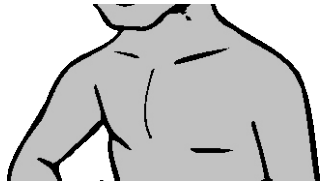
Trace and copy the names of the given body parts.



teeth



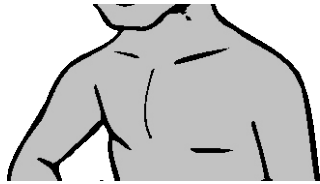
tongue



chest



hand



shoulder



knee

We have five sense organs in our body. Trace the sentences and fill in the blanks. Rewrite each in the line below.

eyes, nose, ears, skin, tongue

Our _____ helps us taste food.

We smell with our _____.

The _____ helps us feel things.

We see with our _____.

We hear with our _____.



Nouns

Rewrite the story of Mina. Circle all the nouns in it.

I am a girl. My name is Mina. I live in a beautiful house by the sea. I have a dog and a cat. They help me collect shells from the beach. We often see dolphins and crabs. Yesterday, we sighted a boat. It was a big yacht!

The name of a person, place, animal or thing is called a noun.

Handwriting practice lines consisting of multiple sets of solid top and bottom lines with a dashed midline.

Trace the noun and write its plural.

Singular

Plural

girl




house



dog




dolphin




sand



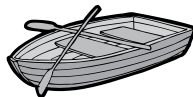
beach



yacht



boat



**Clean and
Healthy**

Trace each sentence and copy it below.

Monty wakes up early in the

morning. He goes to bed early

at night. He drinks fresh water.

He eats food that is nutritious.

Say each sentence aloud and trace it also.

Pinki bathes every morning.

Pinki bathes every morning.

She brushes her teeth regularly.

She brushes her teeth regularly.

She washes hands before eating.

She washes hands before eating.

She washes her feet before sleeping.

She washes her feet before sleeping.

Write three *sentences* telling how you keep yourself healthy and fit.

Handwriting practice area with three sets of lines. Each set consists of a solid top line, a dashed middle line, and a solid bottom line.

Write three *sentences* telling how you keep yourself clean and smart.

Handwriting practice area with three sets of lines. Each set consists of a solid top line, a dashed middle line, and a solid bottom line.

Tongue Twisters

How speedily can you say these sentences without a stop. Trace and copy the sentences.

Fancy fans feel funny fanning.

Fancy fans feel funny fanning.

Bell Bob's bouncing bunny boldly.

Bell Bob's bouncing bunny boldly.

Pronouns

Fill in the blanks with the pronouns given below.
Also, copy these sentences below.

He, she, it

Priti is good.

Words that are used in place of nouns are called pronouns. For example she, he, it, etc.

is also pretty. Tinkoo is nice.

plays with us. This is a

chair. is made of wood.

Fill in the blanks with We, They or You. Rewrite the sentences.

are our class monitor.

are my parents. are

my favourite teacher. would

like to play with Jagjeet.

Rhyme Hour

Recite and rewrite the given rhyme in the space given.

**families are big and families are small,
families give love and care to us all.
People in families work and play, too.
I live in a family and so do you!
families have ways special and fine.
You love your family and I sure love mine!**

Handwriting practice lines consisting of multiple sets of solid top and bottom lines with a dashed midline for letter height guidance.

Handwriting practice sheet with 10 sets of three horizontal lines (top solid, middle dashed, bottom solid) on a white background, framed by a grey border.

**Countable and
Uncountable
Noun**

Trace the sentences first. Then correct each sentence and rewrite it in space below. The uncountable nouns are underlined.

Add some sugars to

A noun is countable if it can be counted, like one lion, three lions, etc. A noun is uncountable if it cannot be counted, like a little sugar, more sugar, etc.

the pudding. The grasses in the

garden needs trimming. The glasses

were full of waters. Please pass

me some salts. Cakes are made

from flours and eggs. The ices

on the mountains looks purple. I

like to eat butters with my toast.

Genders

Trace and copy the words. Read them aloud.

Masculine

feminine

emperor empress

peacock peahen

master mistress

husband wife

uncle aunt

nephew niece

bull cow

actor actress

A noun is in the masculine gender if it denotes a male, like son, uncle, father, etc. A noun is in the feminine gender if it denotes a female, like daughter, mother, girl, etc.

**Rewrite the sentences after changing the masculine nouns
in each sentence to feminine nouns.**

My father lives in Australia.

The king was a very just man.

Give this bag to your headmaster.

His uncle is arriving tomorrow.

Polly's Story

**Read the story aloud first.
Then rewrite it below.**

Polly had just joined school and wished to make new friends. One day, as she was walking to school, she saw her classmate Nima being bullied by some big boys. Polly was a brave and smart girl. She walked up to the group and whispered, "The headmaster is walking this way!" The boys ran away. Polly had just made her first friend!

Handwriting practice lines consisting of solid top and bottom lines with a dashed middle line, repeated 10 times for rewriting the story.

A large white rectangular area with rounded corners, set against a light gray background. The area is filled with horizontal lines for writing. Each line set consists of a solid top line, a dashed middle line, and a solid bottom line. There are 12 such sets of lines arranged vertically, providing a structured space for handwriting practice.

Alliterations

Read, trace and rewrite the sentences given below.

Alliteration is the repetition of the same letter or sound in a sentence.

The fifth fly flies five feet fast.

The fifth fly flies five feet fast.

Reno ran rather rashly ruining his rubber runners.

Reno ran rather rashly ruining his rubber runners.

lazy leo leapt lustily at the luscious litchis.

Lazy Leo leapt lustily at

the luscious litchis.

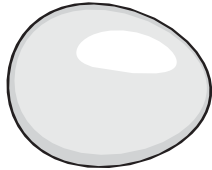
The sixth sick sheikh's sheep's sick.


The sixth sick sheikh's


sixth sheep's sick.

Delicious food

Fish, meat and eggs are non-vegetarian foods. Fruits, vegetables, etc are vegetarian foods. Write 'vegetarian' or 'non-vegetarian' under each food item.


















Trace and copy these healthy food habits.

We should eat fresh food. We

must chew our food properly.

We must never waste food.

Unhealthy food can harm us.

Make sentences of your own using the superlative form of the adjectives given below.

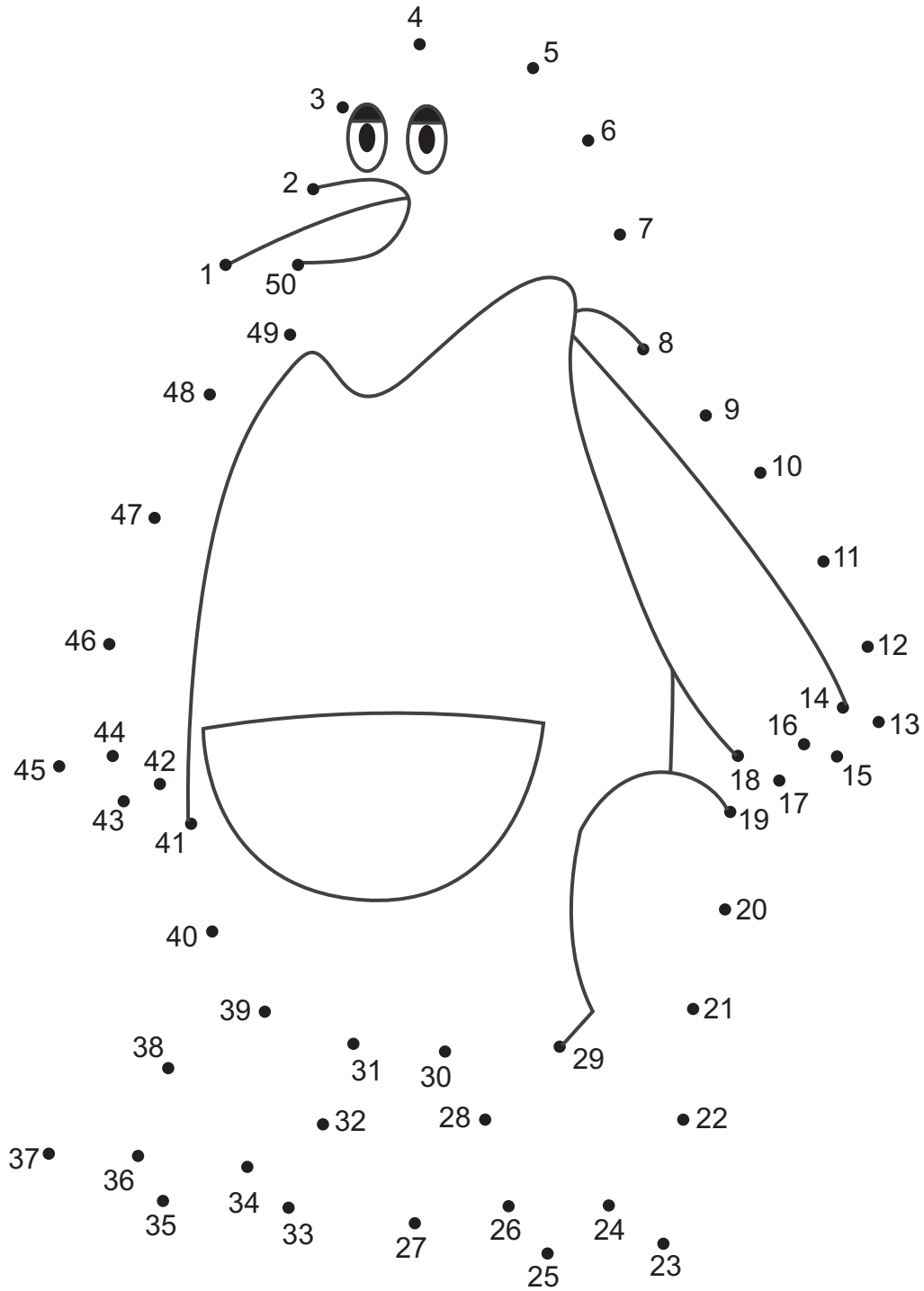
dirtyest. worst. least. ugliest. tallest

Handwriting practice area with ten sets of lines. Each set consists of a solid top line, a dashed middle line, and a solid bottom line.

Write a paragraph using at least five adjectives in the comparative degree and five in the superlative degree.

Handwriting practice area with 10 sets of lines. Each set consists of a solid top line, a dashed middle line, and a solid bottom line.

Join the numbered dots from 1 to 50 to complete the given figure.
Who is it? Can you name it?



Useful Clothes

Trace and rewrite the sentences in the next line.

Clothes protect us from the cold,

rain and heat. They make us

look smart and feel good. They protect

us from dust, dirt and insects.

look at your wardrobe. Write a few sentences to describe what you like to wear and what not. Why?

Handwriting practice area with 10 sets of lines. Each set consists of a solid top line, a dashed middle line, and a solid bottom line.

Shashi's Story

Read and trace the story.

Shashi used to lie. She often lied to all her friends and family. She thought it was a great joke and enjoyed their expressions of surprise at her lies. One day she invited all her friends for a party. She had played a similar prank earlier. So no one turned up at her house. She was very hurt but realized it was a result of her own deeds. She swore never to lie again.

Shashi used to lie. She
often lied to all her
friends and family. She
thought it was a great
joke and enjoyed their
expressions of surprise
at her lies. One day she

invited all her friends
for a party. She had
played a similar prank
earlier. So no one turned
up at her house. She was
very hurt but realized it was
a result of her own deeds.
She swore never to lie again.

Verbs

Trace the sentences. Form a sentence of your own using the given verbs— is, are and am.

Verbs are action words. But they are also being words. They tell us how things are or what someone/something is like.

The mangoes are

sweet and ripe. Neha is seven

years old. I am a member of

the judo club. They are our

next door neighbours.

Make sentences using a word from each column of the table.

I He She	was	looking happy.
We You They	were	playing badminton.

Handwriting practice lines consisting of solid top and bottom lines with a dashed middle line. There are ten sets of these lines provided for writing practice.

**Neighbours and
Neighbourhood**

**Go through the passage and
rewrite it below.**

Neighbours are people who live around our house. We should live happily and peacefully with our neighbours. Neighbours celebrate together and help each other in times of need. Mr Batra is our neighbour. He is a doctor. He runs a clinic to help the sick get well.

Handwriting practice lines consisting of multiple sets of solid top and bottom lines with a dashed midline.

Copy each line in your handwriting.

Buildings and places around my

house make up my neighbourhood.

There are many buildings around

my house like hospital, school, etc.

Help the persons to get to their correct objects.



carpenter



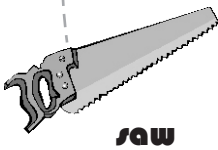
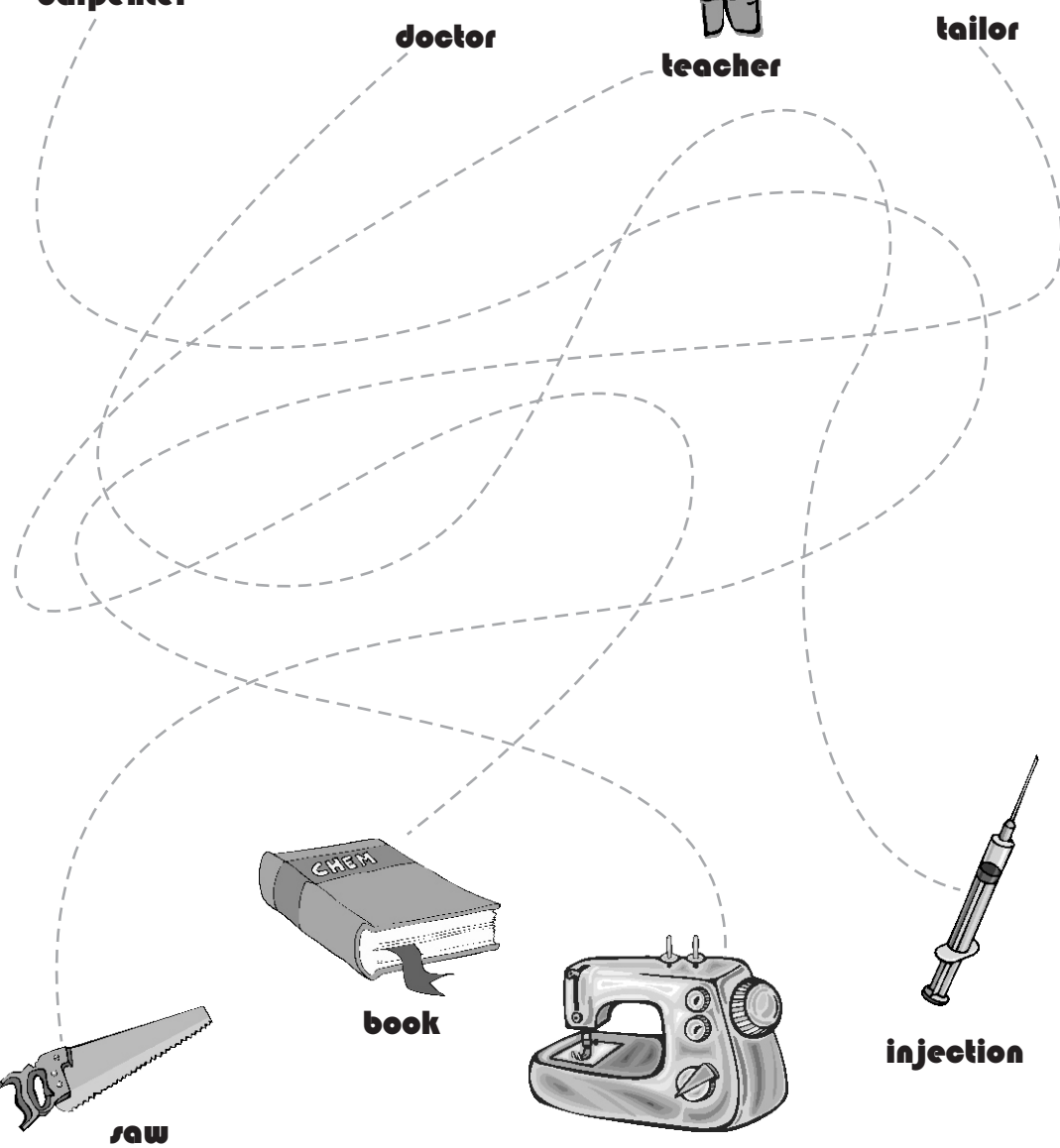
doctor




teacher




tailor



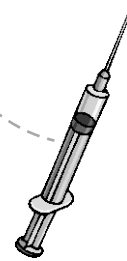
saw



book



sewing machine



injection

Tongue Twisters

If spoken fast and repeatedly, tongue twisters can twist your tongue. Try these and come winner. Also, trace and rewrite them.

Hannibal the hare has heard

horrible hounds.


Big Bill billed big bull

big bricks.

Poet at Zoo

**Read the poem aloud.
Rewrite it in the given space.**

**I went to the city zoo.
Saw a camel and a gnu.
Saw an anaconda, too!
I looked at the tall giraffe.
Watched a hippo take a bath.
And the monkeys made me laugh.
Polar bears gave me a fright.
Zebras' coats were black and white.
Elephants stood at great height!
May be you can join me too.
On my visit to the zoo!**



Handwriting practice lines consisting of solid top and bottom lines with a dashed middle line, repeated multiple times for writing the poem.

A large, rounded rectangular writing area with a light gray background. The area is filled with horizontal lines for writing, organized into ten sets. Each set consists of a solid top line, a dashed midline, and a solid bottom line, providing a guide for letter height and placement.

Rewrite each line in your handwriting.

Animals are all around us.

We have pets like cats and

dogs in our homes. Farmers

breed cows, sheep, pigs, etc.

Rewrite each line in your handwriting.

Animals living in the jungles

are called wild animals. We

can see wild animals in the zoo too.

Animals live in different places.

Special Birds


Trace and rewrite the names of these special birds.



penguin



ostrich



stork



pelican



owl



hornbill

**Write one speciality of each bird given on the previous page.
One has been done for you.**

*The penguin is a bird that
cannot fly.*

**Construct sentences using the adverbs from
the paragraph on the left.**

Handwriting practice area with 10 sets of lines. Each set consists of a solid top line, a dashed midline, and a solid bottom line.

**Harry's Dream
Comes True**

**Read the story. Rewrite it in
your handwriting.**

Harry wanted to be a part of the cricket team. Much as he would try, the coach never selected him for the team. One day, as he waited for his turn for the trials, he started singing to himself. The coach was listening keenly. He felt Harry has a fantastic voice! He immediately chose him as the mascot for the team and asked him to sing the inauguration song. Harry's dream came true after all!

Handwriting practice lines consisting of multiple sets of solid top and bottom lines with a dashed midline.

A large, white, rounded rectangular area with a decorative grey border. The interior is filled with horizontal lines for writing, organized into ten sets. Each set consists of a solid top line, a dashed midline, and a solid bottom line, providing a guide for letter height and placement.

Helpful Plants

First trace and then copy each line telling
how plants are important to us.

Plants give us many things

and are very important. We

get fruits, vegetables and cereals

from plants. Wood from plants

is used to make furniture, paper,

etc. Tyres, erasers and toys are

made of rubber. Medicines

are also made from plants.

Prepositions

Trace the sentences and underline the preposition in each sentence. Copy them on the lines below.

A preposition is a word in a sentence that tells us about time and position. They are usually put before the nouns or pronouns.

The coats are

hanging behind the door. The

pan is on the gas stove. There

is a shop above the restaurant.

Write six sentences using the given prepositions.

with. between. of. for. near. below

Handwriting practice area with 12 sets of lines. Each set consists of a solid top line, a dashed middle line, and a solid bottom line.

The Wheel Story

Read aloud and copy each line of the story.

Hundreds of years ago, early people had no means of transport. They tried to roll goods down mountain slopes and drag them by placing them on a sledge. But it was very tiring. One day they noticed that rounded stones rolled down the slopes easily. They realized that round objects can roll on their own once given a slight push. They cut tree trunks and stones into round pieces to help them roll. They joined two such pieces with a branch or stick and made a cart. They found they could place their goods on this cart and push them from one place to another. These were the first 'wheels' invented by early people.

Handwriting practice lines consisting of solid top and bottom lines with a dashed middle line, repeated ten times.

A large, rounded rectangular writing area with a light gray background. The area is filled with horizontal lines for writing, organized into ten sets. Each set consists of a solid top line, a dashed midline, and a solid bottom line. The lines are evenly spaced and extend across the width of the writing area.

**Means to
Communicate**

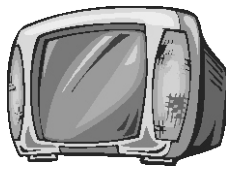
**Trace and rewrite the names of these
means of communication.**



Letters



Radio




Television



Newspaper



Mobile



Internet


Write a letter to your friend. describing your recent picnic.

A large white rectangular area with rounded corners, containing ten sets of horizontal writing lines. Each set consists of a solid top line, a dashed middle line, and a solid bottom line, providing a guide for letter height and placement.



Maze Ways

Help the frog to find the insects.



Tongue Twisters

Try to say these tongue twisters as fast as you can. Trace and copy the sentences.

Telltales tell tales to

tigers with tail.

Merry maids made more

mint mince merrily.

Synonyms

Trace the sentences. Rewrite the sentences using synonyms of the underlined words.

big. work. dirty. easy. hate. excuse. ill. forest

We dislike action movies.

Different words that have the same meaning are called synonyms.

He bought a large television.

Sunny will never pardon Anuj.

She had to finish the task fast.

The farmer's hands were soiled.

It was a simple question paper.

Daniel's grandfather is sick.

The tiger ran into the jungle.

Write six sentences to show the various uses of air.


A large white rectangular area with rounded corners, containing ten sets of horizontal lines for writing. Each set consists of a solid top line, a dashed middle line, and a solid bottom line.

Do you think the story on the previous page is true? If yes, then you are wrong. Can you spin a yarn of your own? Let your imagination run wild and funny.

A large white rectangular area with rounded corners, containing ten sets of horizontal lines for writing. Each set consists of a solid top line, a dashed middle line, and a solid bottom line.

Practise with
Peter and Pam

Trace and copy the sentences.



Live and let live.

A stitch in time saves nine.

Home is where the heart is.

**Practise with
Jack and Jill**

Trace and copy the sentences.




All that glitters is not gold.

Slow and steady wins the race.

Practice makes us perfect.

Practise with
Sunny and Shiny

Trace and copy the sentences.



Early to bed and early to

rise makes a man healthy,

wealthy and wise.